

OAKLAND CUSD #5

1ST GRADE
MAY 1 1-15, 2020

RACHEL WRIGHT

Week of
May 11-15

1st Grade

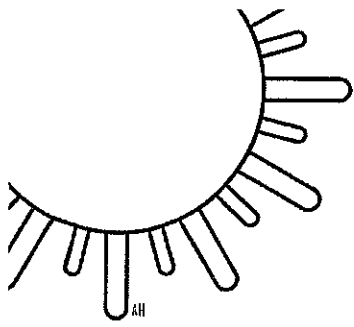


Miss
Wright




Subject	Choice 1	Choice 2	Choice 3
Reading	Go to the class facebook page. Listen to Miss Wright read "The Night Before Summer Vacation" leave a comment so I know you listened!	Read <i>Summer is Here</i> complete understanding the text worksheet	Have someone record you reading a short book or poem. Send it to Miss Wright.
Math	Mystery Picture	Play Jellyfish Add with someone.	Paper Airplane Throw
Writing	Complete: So You're Going to Be a First Grader. I will give it to a first grade student next year.	Pick someone in the class. Add their name on the line. Complete the second page and I will send it to that student.	Looking Back and Looking Ahead
Phonics	Use items from outside (sticks, leaves, etc...) to make your name. Under each letter try to make at least one word that begins with the same sound.	Jump Rope Rhymes- Sing a rhyme while jumping.	Pick a list and write the words in that list on the sidewalk using chalk. (see full directions on worksheet)
Choice	Create a TV commercial convincing people to wear sunscreen. Perform it!	Take at least 3 pictures of yourself reading and send them to Miss Wright	Rainbow or Five Senses Scavenger Hunt

I have included a First Grade Memories book that you can complete and keep when you have time. There is also a note from me included on the last page. Please take care of yourself this summer and don't forget to read! I can't wait until we can see each other again!



Name: _____

SUMMER IS HERE!




“Summer is here!” Jack shouted as he ran into Anna’s room. “Wake up, wake up, summer is here!” Jack said as he tried to get Anna to wake up. Anna woke up excited about summer too. Both kids ran downstairs to eat breakfast when Anna realized she didn’t feel very good. Oh no...sick on the FIRST day of summer? Anna’s mom took her temperature and sure enough Anna was sick. Anna was so upset and so was Jack. They had planned a really fun summer day to celebrate and now those plans would have to wait. How would they enjoy the first day of summer if they couldn’t go swimming, get ice cream, or play with their friends? Anna headed to her room to rest. Jack watched TV anxiously waiting for Anna to feel better. As Jack was watching his favorite show, he had an idea. He decided they could still have a fun day! Jack gathered up all of their favorite board games and headed to Anna’s room. Jack and Anna played games the rest of the day. They had a great time even though they didn’t get to do all of the things they had planned for their first day of summer.

Reading #2 May 11-15 Wright

UNDERSTANDING THE TEXT

Draw an illustration of what Anna and Jack might do after they finish playing games.



CHARACTERS CHANGE

Tell about Anna and Jack's attitude at the beginning of the passage and at the end of the passage to show how he changed. Write or draw faces in the boxes.

Beginning

End

Name _____

Hundreds Chart Mystery Picture #41 ②

Write #s 1-100 on the chart.

Use the key to color in the correct squares and reveal the hidden picture.

Green - 4, 8, 13, 14, 15, 17, 18, 19, 23, 25, 26, 27, 29, 35,
36, 37, 44, 45, 46, 47, 48, 53, 54, 58, 59, 63, 69

Brown - 56, 66, 76

Tan - 83, 84, 85, 86, 87, 88, 89


Blue - 91, 92, 93, 94, 95, 96, 97, 98, 99, 100

©Lauren Thompson @ Mrs. Thompson's Treasures

Math #1 May 11-15 Wright



Jellyfish Add




Color any 3 numbers that can make an addition equation.


a game for 2 players

Need: Pencils

Players take turns to color any 3 numbers on the board that can make an addition equation. The numbers can be anywhere on the board, e.g. A player could color 6, 8 and 14 for $6+8=14$. The last player to color 3 numbers to make an addition equation is the winner.



What's $6+8$?



14

Game 1					
16	18	12	9	15	11
8	9	9	8	9	6
12	15	9	14	10	6
6	7	6	10	2	5
13	14	7	12	7	13
11	15	5	4	16	6
17	3	7	9	8	11
5	8	5	11	10	13
6	2	9	7	7	3
5	7	13	17	12	4
4	14	15	4	8	14
8	8	7	3	9	11

Game 2					
5	7	13	9	8	11
4	14	15	11	10	13
8	8	7	7	7	3
11	17	12	4	15	11
17	4	8	14	9	6
5	3	9	11	10	6
6	15	4	19	2	5
15	9	14	12	7	13
16	18	12	9	15	5
8	9	9	8	3	7
6	7	6	10	8	5
13	14	7	12	2	9


Miss Wright- Math #3 May 11-15
Measurement- Paper Plane Throw

Instructions: Have your child and someone else in the house create and decorate a paper airplane. They will throw each paper airplane 5 times to measure the distance each paper airplane travels.

I highly recommend googling different paper airplane folding methods as there are several different ways to make paper airplanes. After the activity compare why you think one went farther than the other.

Use a meter stick or a measuring tape to measure each throw. Record measurement on the worksheet after each throw.

Paper Airplane Throw



Write a measurement for each throw.

Plane #1

Throw Number	Measurement
#1	
#2	
#3	
#4	
#5	

Plane #2

Throw Number	Measurement
#1	
#2	
#3	
#4	
#5	


I Love School!



So You're Going
to Be a

_____?

Here's What You
Need to Know...



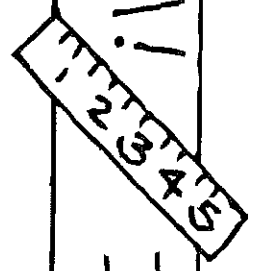
Advice from

I Love School!



I Love School!

I Love School!




I Love School!



This year we learned about:

1. _____
2. _____
3. _____
4. _____
5. _____

My favorite thing we learned was _____
_____.




Lake Crest

2020



Writing #
Wright 2
May 11-1.

Our Friend



A few THINGS I LOVE ABOUT


1.

2.

3.

4.

By Your friend:



Looking Back...

My favorite activity was:

Four horizontal lines for writing.

One thing I learned:


Five horizontal lines for writing.

The funniest moment was when...

Five horizontal lines for writing.

I'll never forget when...

Two horizontal lines for writing.






Looking ahead...

I'm excited for next year because...

One thing I want to learn next year:

The hardest thing about next year will be...

I can't wait until...



Nature Letters

Brainstorm what you could use from outside to make the letters in your name. Use these items to make the letters of your name. Take a picture if you can.

Make a list of other words that begin with the same letters that are in your name. Leave a space between your letters so you have room to write words.

M I S S W R I G H T

Monkey Ink Sour Soup wrong red in goat Hadleigh tomorrow
Mad Ice Sweet Super window rainbow I'll go Hunter two
Maybe Igloo Save Simple wonder Rylan if girl hip-hip hooray trouble
Melt Ice Cream white race high five tooth
Marble Indian
Met

My Name:

Miss Wright Phonics choice #2 May 11-15

Sung to the tune of "Row, Row, Row Your Boat"

Jump, jump, jump a rope,

Merrily in the Spring.

Hop, hop on each foot.

As fast as you can sing.

(Each time you sing it try to jump a little faster)

Teddy Bear, Teddy Bear, turn around,

Teddy Bear, Teddy Bear, touch the ground,

Teddy Bear, Teddy Bear, show your shoe,

Teddy Bear, Teddy Bear, that will do!

Teddy Bear, Teddy Bear, go upstairs,

Teddy Bear, Teddy Bear, say your prayers,

Teddy Bear, Teddy Bear, turn out the lights,

Teddy Bear, Teddy Bear, say goodnight!"

(Mimic the actions mentioned for an extra challenge)

If you're feeling imaginative, try making up new jump rope rhymes with your children. Think of a song they know and then change the words. Add actions for fun!

These are just a couple of examples. Use google to find other jump rope rhymes or better yet ask Mom or Grandma if they know any!

Number Words

l blends

Seven	flock
One	clap
Nine	block
Two	black
Eleven	clock
Twenty	clip
Fifteen	flat
Eighteen	flip
Zero	gloss
Three	plan

S Blends


Bossy r












Swim	fern
Smell	dirt
Skip	church
Spell	bird
Snack	card
Swam	squirt
Sniff	fort
Swell	surf
Slip	chirp
Skill	horn



Directions: Pick one of the lists above. Write the words on the sidewalk using chalk. Leave a lot of space between each word. Listen as someone calls out one of the words, find it and “wash it away” using a broom and water, squirt gun, or sponge.

Wright Choice #3 May 11-15

RAINBOW SCAVENGER HUNT

primary  playground

-  Find something red.
-  Find something yellow.
-  Find something orange.
-  Find something green.
-  Find something blue.
-  Find something purple.
-  Name a fruit that is red.
-  Name an animal that is yellow.
-  Name a vegetable that is orange.
-  Name a plant that is green.
-  Name a flower that is purple.
-  Name something outside that is blue.


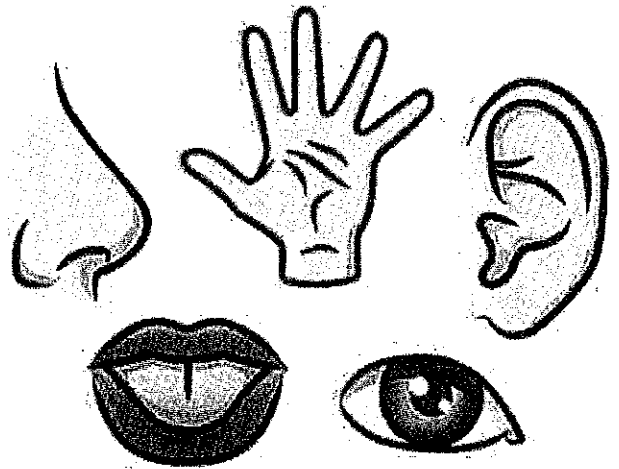


Wright Choice #3 May 11-15


5 SENSES SCAVENGER HUNT

primary *Application*

- Find something that makes a crunch sound.
- Find something that tastes sour.
- Find something that smells good.
- Find something smooth.
- Find 3 of the same thing.
- Find something that smells bad.
- Find something that tastes sweet.
- Find something loud.
- Find something long.
- Find something soft.
- Find something white.
- Find something quiet.
- Find something rough.



First Grade Memories



Elementary

2019-2020

All About Me

My name is _____.

I am _____ years old.

I am in first grade at
_____ Elementary School.

This is what I look like as a first
grader.

1st



My Teacher

My teacher's name is

One thing I like about her is:





This is what she looks like.



My Friends



I have lots of friends in first grade.
Here are just a few.





School Favorites

My favorite subject was

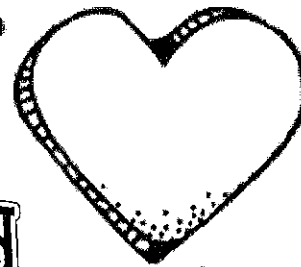

My favorite center was

My favorite fine arts class was

My favorite job was

My favorite thing at recess was

My favorite field trip was



Things I Loved in First Grade

Book— _____

Movie— _____

TV Show— _____

Song— _____



Singer/Group— _____


Food— _____

Restaurant— _____

Place to Shop— _____

Place to Visit— _____

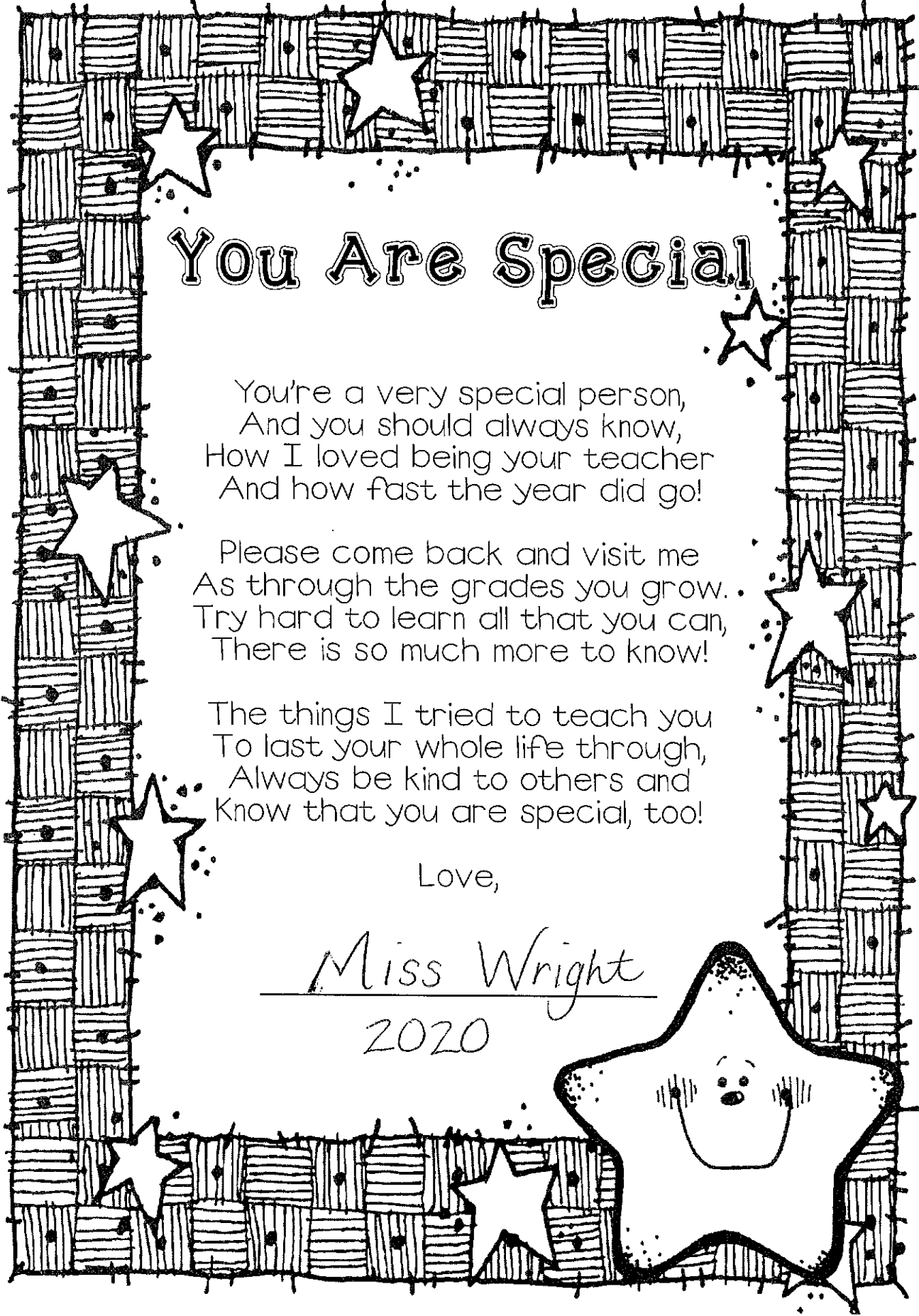




Favorite

1st Grade Memory

There are so many wonderful things that happened in first grade. Here is my favorite thing that happened this year.



You Are Special

You're a very special person,
And you should always know,
How I loved being your teacher
And how fast the year did go!

Please come back and visit me
As through the grades you grow.
Try hard to learn all that you can,
There is so much more to know!

The things I tried to teach you
To last your whole life through,
Always be kind to others and
Know that you are special, too!

Love,

Miss Wright

2020



Weeks of May 4-15, 2020

April Lee

Hello! This will be our final packet for Music this school year. It is with mixed emotions that I send it out to you. I feel sad we didn't get to have our Spring Concert, but I feel glad that Spring is in the air and Summer is just around the corner. Here's wishing you and your families all the best this season and the next!!!

Please don't forget about the Facebook group called Lake Crest Music. I believe I have invited everyone K-5. Each day or so I try to find some activity we can do together. Send me an email or make a comment if you liked a particular activity.

To complete Options #1 students will need a pencil. For Option #2, crayones will be needed. For Option #3, please tune into the Lake Crest Music group on Facebook to follow along with the recording. This work is due May 15.

My "office hours" are from 10:00 a.m. to noon on Mondays, Wednesdays, & Thursdays, but you can email me anytime with questions or concerns at april.lee@oakland5.org.

Class	Choice 1	Choice 2	Choice 3 (Enrichment)
1st Grade Music	Shoe Rhythms #2	Coloring Sheet	"Spring" Listening Map

May 14-15



Option #1

1st grade


Music

Mrs. Lee

Can you figure out the
rhythms of these shoes?
(each shoe will be 2 beats)



flip flop



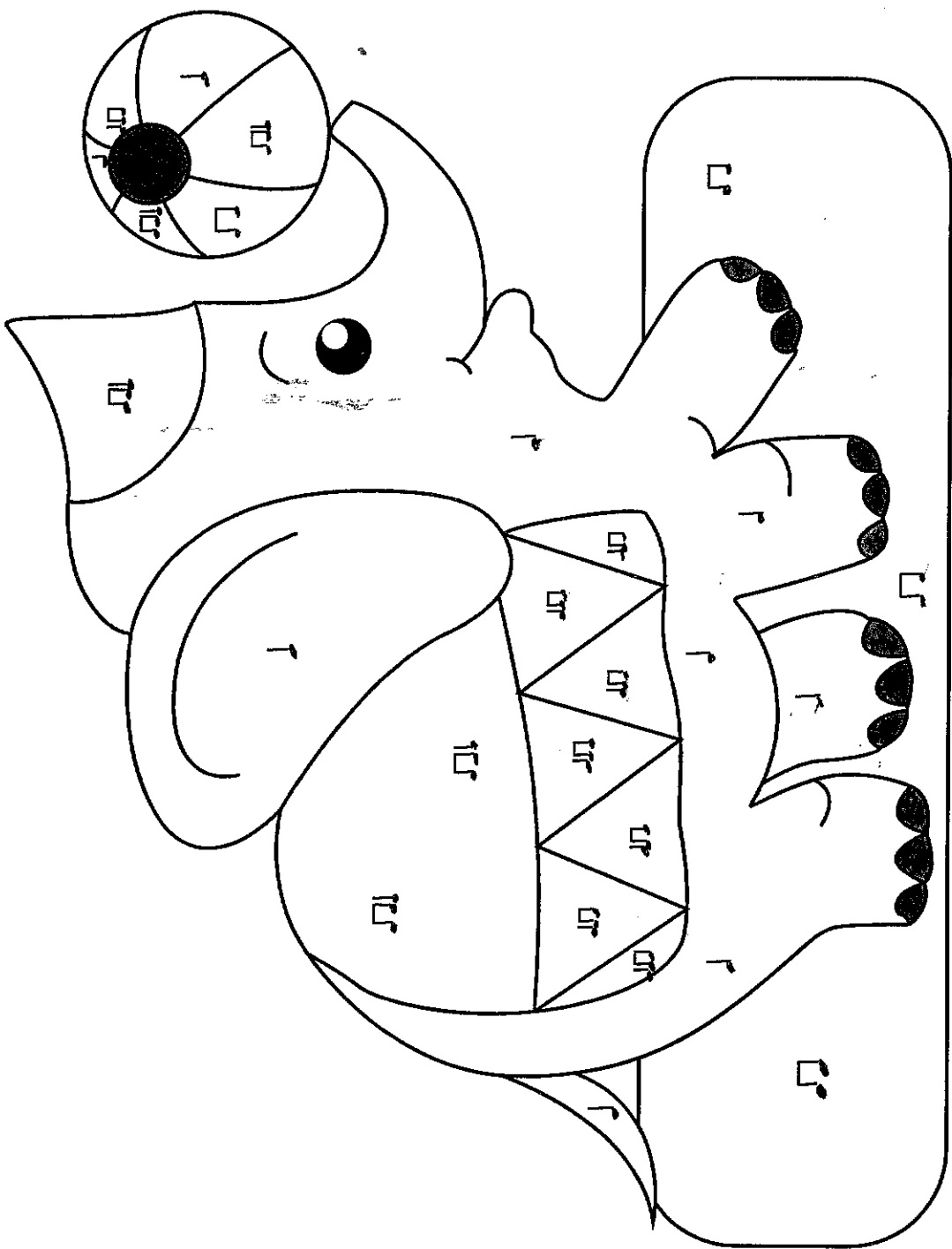
tennis shoe



penny loafer



boot




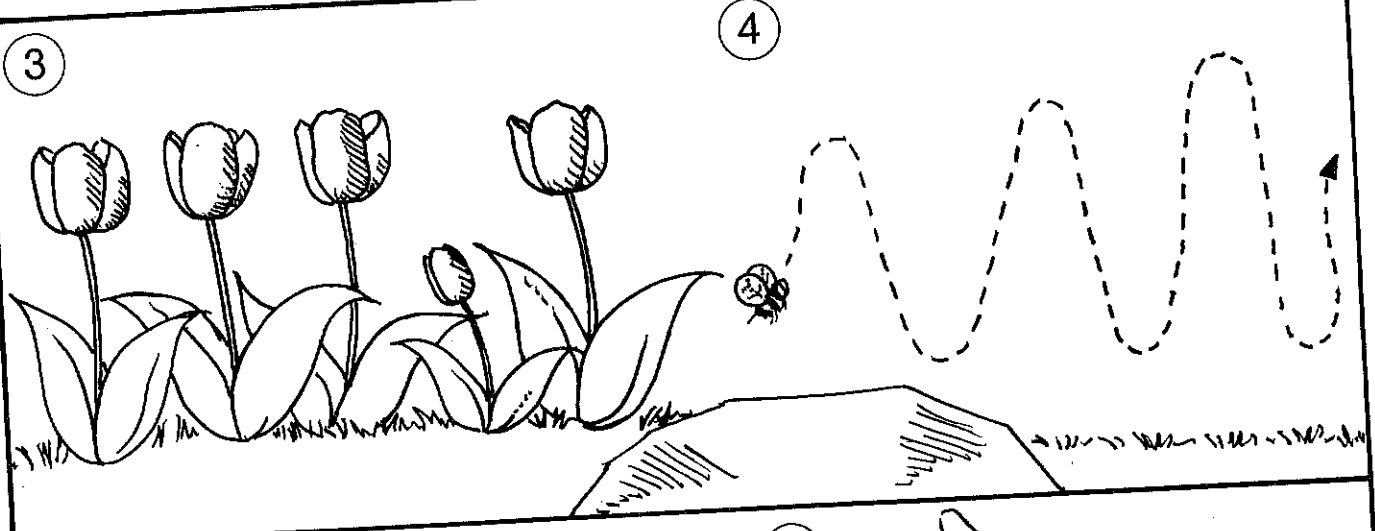

♪ = blue
 ♪ = red
 ♪ = orange
 ♪ = yellow

Name _____

RESOURCE MASTER C•14 LISTENING MAP



"Spring," First Movement (excerpt), from *The Four Seasons* by Antonio Vivaldi



Macmillan/McGraw-Hill

Week of May 4-15, 2020
1st Grade Art
Mrs. Sweeney

Please pick 1 out of the 3 activities to complete every other week. Please email me a picture of your child completing the activities or submit the activity to the homework box located in the Lake Crest foyer. Some of the art projects require supplies. Please feel free to improvise if you do not have the required supplies, or reach out to me or the office and we will work together to get you what we need. Some basic supplies will be available for pick-up in the Lake Crest foyer.

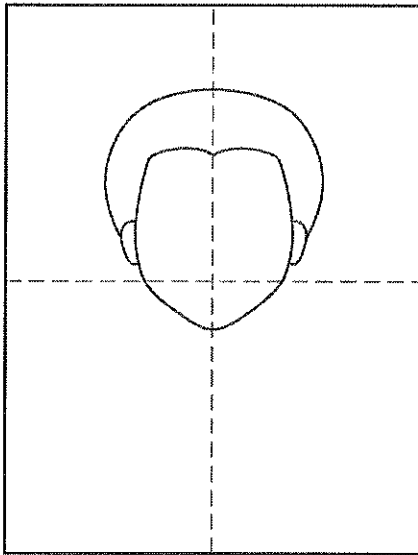
Please email me at jill.sweeney@oakland5.org or call the school and leave a message, and I will give you a call as soon as I can. My office hours are 8-10 am on Mondays and Wednesday and Tuesdays 10-12. I will be readily available at those times.
School office hours: Monday-Thursday 7:30-11:30 and the phone is 217-346-2166.

If email submission is not an option, contact Mrs. Sweeney for alternative ways to submit work. Sketchbooks and Still Life Drawings can be placed in the Homework Turn-in box in the Lake Crest Foyer.

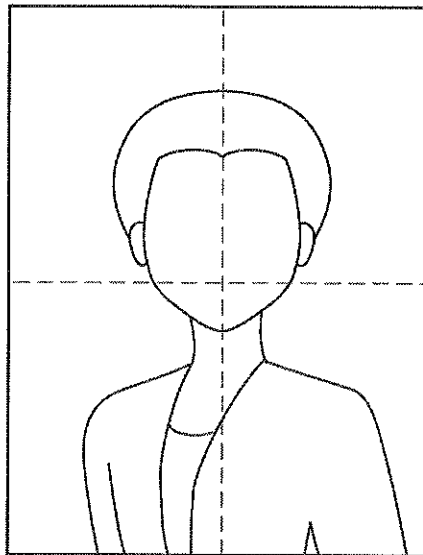
Class	Choice 1	Choice 2	Choice 3 (Enrichment)
1st Grade	Elsa	Captain America	Paper Sack Puppet

How to Draw Elsa

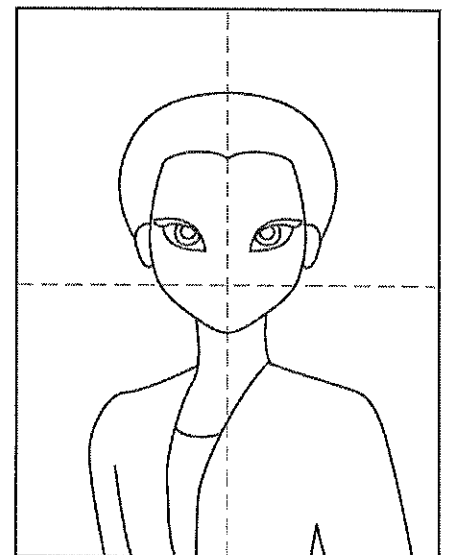
My grade for most of my work
May 4-15



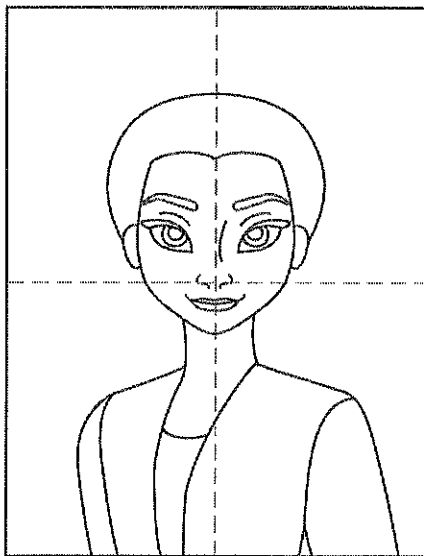
1. Draw the face and hair line.




2. Add the neck and shoulders.




3. Draw two symmetrical eyes.




4. Add the brows, nose and mouth.



5. Draw the shape of the braid.




6. Add extra hair sections on top.



7. Add the braid details.



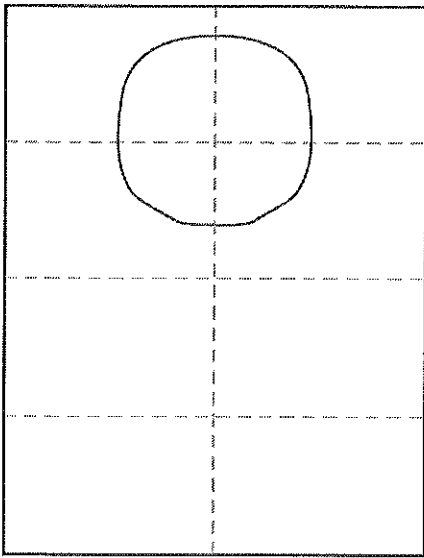
8. Color with marker. Draw blue circles.



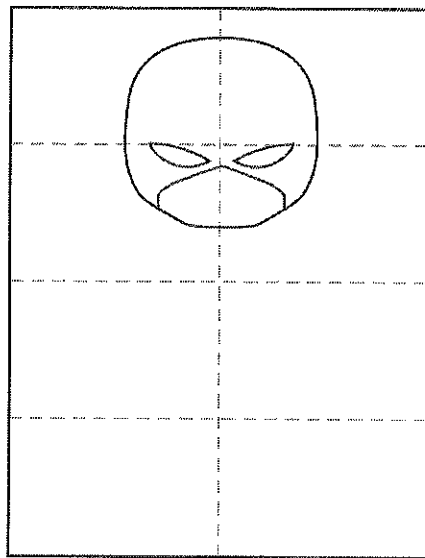
9. Fill in the blue sky.

Draw Captain America


My child/Child/Student
May 4-15




1. Make guide lines. Draw the head.




2. Add eyes and mask line.




3. Draw the eyes, mouth, ears, letter.




4. Add the shoulder and shield.




5. Draw the glove and belt.



6. Start the pants.



7. Draw the boots.



8. Finish the shield.




9. Trace with a marker and color.



Paper Bag Puppets


More Kinder Crafts







Very simple puppets made from small paper lunch bags. You can make a raccoon, dog, cat, rabbit, bunny, mouse, pig, panda, or frog. Choose one.

Supplies needed:






- Paper bags
- Scraps of construction paper
- Glue
- Scissors
- Markers or crayons
- Optional - googly eyes, pipe cleaners for whiskers



Frog:

 <p>Make bulging frog eyes by cutting two strips of green paper that are rounded on one end. Fold the straight end under (at the dotted line), and glue on an eye (made of paper or a googly eye).</p>	 <p>Glue or tape the folded base of the eyes onto the paper bag.</p>	 <p>Cut a long tongue out of paper. Glue in in the frog's mouth.</p>	 <p>Frog Glue on two short arms and two long legs, and decorate the frog with green paper patches.</p>
---	---	--	---

Raccoon, Dog or Bear:

 <p>Fold the two square edges of a paper bag under (at the dotted lines), to form the animal's head.</p>	 <p>You now have the shape of the animal's head.</p>	 <p>Raccoon Cut out ears, eyes, and a nose. Glue them to the raccoon's face.</p>	 <p>Dog Cut out ears, eyes, a nose, and a tongue. Glue the tongue inside the mouth. Glue the eyes, nose, and ears to the dog's face.</p>	 <p>Brown Bear Cut out ears, eyes, and paws. Glue them to the bear. Using a black crayon or marker, draw a nose and mouth. Cut out tiny claws and glue them to the paws.</p>
---	---	--	---	--

Week of May 11- May 15, 2020

K-1 PE

Coach Kappy

Please pick 3 out of the 5 activities to do for the week. Please email me a picture of your child completing the activities and the dates or email me a description of the activities. You or your child may also write a few sentences about the activity and submit to the homework box located in the Lake Crest foyer.

Please email me at jenny.kapraun-veach@oakland5.org or call the school and leave a message, and I will give you a call as soon as I can.

Class	Choice 1	Choice 2	Choice 3	Choice 4	Choice 5
Kindergarten/ 1st Grade	Do a exercise video/Dance Marathon	Play basketball for 15-20 minutes.	Go on a walk with your family or with a parent for 15-20 minutes	Help your parents with yard work	Ride your bicycle for 15-20 minutes.